

Doctor & Schedule

Weekday Saturday 11:30~13:45 15:00~19:30

Sunday Holiday 11:30~18:30

Closed 12/31, 1/1, 1/2, 1/3

Mon 2 doctors	Tue	Wed 2 doctors	Thu	Fri	Sat 2 doctors	Sun 2 doctors
Dr.Hori (11:30~19:30)	Dr. Hirai (11:30~13:45)	Dr.Hori (11:30~19:30)	Dr.Hori (11:30~17:00)	Dr.Honma (11:30~19:30)	Dr.Shinkawa (11:30~19:30)	Dr.Shinkawa (11:30~18:30)
P/T Doctor (15:00~19:30)	P/T Doctor (15:00~19:30)	P/T Doctor (15:00~19:30)	Dr.Ueta (17:00~19:30)		P/T Doctor (15:00~19:30)	P/T Doctor (11:30~18:30)

Glaucoma specialist

Saturday 11:30~19:30 • Sunday 11:30~18:30

(Dr.Shinkawa)

Tuesday 17:00~19:30

(Dr.Ueta)

Cornea specialist

Monday • Wednesday 11:30~19:30

Thursday 11:30~17:00

(Dr.Hori)

Retina specialist

Saturday 11:30~19:30 • Sunday 11:30~18:30

(Dr.Shinkawa)

Mucula specialist

Saturday 11:30~19:30 • Sunday 11:30~18:30

(Dr.Shinkawa)

Cataract specialist

Saturday 11:30~19:30 • Sunday 11:30~18:30

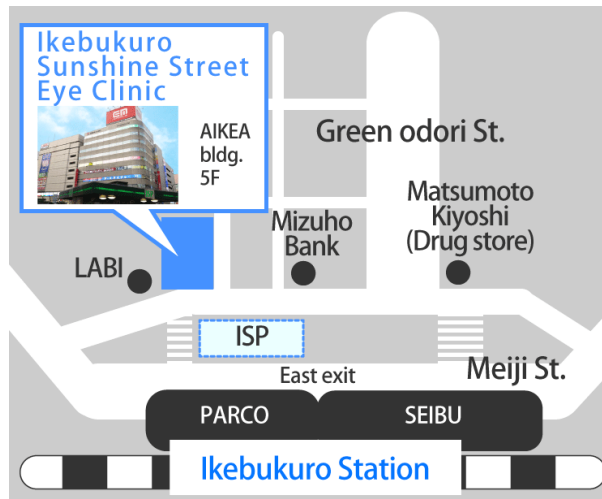
(Dr.Shinkawa)

Uveitis specialist

Friday 11:30~19:30

(Dr.Honma)

Access



JR/TobuTojyo-Line/SeibuIkebukuro-Line
Tokyo Metro (Marunouchi-Line/Yurakucho-Line)
IKEBUKURO St East Exit
Next to YAMADA LABI
Mitsubishi Tokyo UFJ BK Bldg.5F

We accept appointment also from our website.

→<http://www.ikec.jp> (Japanese)

Please send appointment form by 8 p.m. the day before you expect consultation. (Information forms are in Japanese.)

★How to take appointment from website★

1. access our website with your computer or mobile
2. click “webで診療予約(appointment from website)” button
3. choose the day which you expect consultation
4. fill the form(e-mail address, name, date of birth, number of registration card and your symptoms)

you will get an e-mail from us as we approve the appointment.

Ikebukuro Sunshine Street Eye Clinic



Information



TEL & FAX 03-3981-6363

DIRECTOR Dr.Yoshiko Hori (specialist)

5F-1-5-6,Higashiikebukuro,Toshima-ku,Tokyo

Website

<http://www.ikec.jp/english/>



Our mission

Ikebukuro Sunshine Street Eye Clinic is a medical organization committed to provide comprehensive eye care services.


We put a great deal of effort into glaucoma, diabetic neuropathy, cataract, and macular disease treatments. We offer an eye care of the highest quality by the latest and sophisticated equipments to our patients. We will do our best for you to get your best visual acuity.

Director : Yoshiko Hori

A board-certified ophthalmologist Ph.D

Memberships:

Japanese Ophthalmological Society
Japan Ophthalmologists Association
Japan Cornea Society
Japan Society of Ophthalmic Surgeons
Japanese Society of Cataract and Refractive Surgery




1986 Graduate-Medical department of Iwate Medical University
1990 Graduated the Masters Program at Iwate Medical University
1991 Medical Director of Iwate Prefectural Ofunato Hospital
1993 Medical Assistant of Iwate Medical University
1993 Harvard University Schepens Eye Research Institute
1997 Tokyo Dental University
1997 Minsmiaoyama Eye Clinic
2008 Tokyo Dental University Ichikawa Hospital
2010 Ikebukuro Sunshine Street Eye Clinic



Yasuhiro Shinkawa

Memberships:

Japan Ophthalmological Society
Japanese Retina and Vitreous Society
Japanese Society of Ophthalmic Surgeons
Certification of Completion
Course of Ophthalmic PDT Study Group
Number of cataract surgery up to the present:
About 3000




2008 Japanese Red Cross Society
2010 Kitano Hospital The Tazuke Kofukai Medical Research Institute
2014 Ikebukuro Sunshine Street Eye Clinic

INSTRUMENTS



Humphrey Field Analyzer

The Humphrey Field Analyzer is a diagnostic tool used to examine a patient's visual field. It is the recognized standard of care for early diagnosis and management of ocular diseases resulting in visual field loss, such as glaucoma.



Goldman Perimeter

Goldman Perimeter is an inspection equipment which measures your view field. It helps diagnosing glaucoma, pigmentosa and macular degeneration.



OCT

Optical Coherence Tomography



GREEN LASER

Photocoagulatoromo graphy



Pentacam

Corneas control most refractive functions of your eyes. This machine reveal shapes of your corneal by taking a video-checking corneal astigmatism, fitting simulation of contact lens are available and it can find keratoconus in early stage

Lacrimal Opening Plug

This plug can keep your tears on your eyes by inserting small plugs into lacrimal punctums.

