

Consultation hours

Weekday Saturday 11:30~13:45 15:00~19:30
 Sunday Holiday 11:30~18:30
 Closed 12/31, 1/1, 1/2, 1/3

Dr schedule

Mon	Tue	Wed	Thu	Fri	Sat 2 doctors	Sun 2 doctors
Dr.Hori (11:30~19:30)	Dr.Kang (11:30~19:30)	Dr.Hori (11:30~19:30)	Dr.Hori (11:30~17:00)	Dr.Nakao ※1 (11:30~13:45)	Dr.Shinkawa (11:30~19:30)	Dr.Shinkawa (11:30~18:30)
		Dr.Ogawa (15:00~19:30)	P/T Doctor (17:00~19:30)	P/T Doctor ※2 (11:30~13:45)	P/T Doctor (11:30~14:30)	P/T Doctor (11:30~18:00)
				P/T Doctor (15:00~19:30)	Dr.Okuyama (15:00~19:30)	Kawakita ※3 (11:30~18:30)

※1...2nd, 3rd and 4th week only. ※2...1st and 5th week only.
 ※3...once a month.

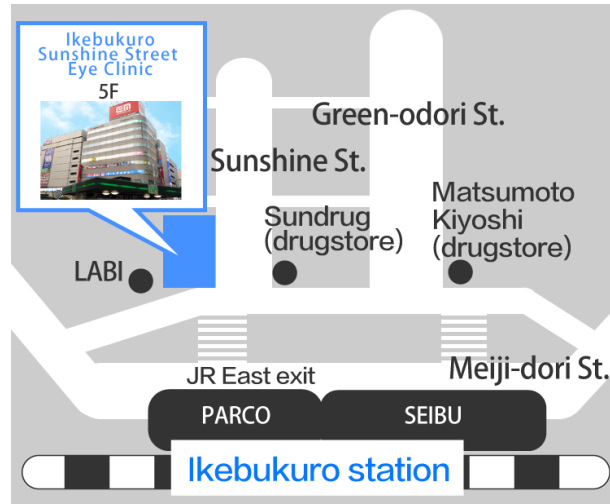
The specialist schedule

◎...All day △...11:30~17:00
 ○...11:30~14:00 ●...17:00~19:30

	M o n	T u e	W e d	T h u	F r i	S a t	S u n
Cornea	◎		◎	△			
Retina		◎				◎	◎
Cataract						◎	◎
Macula		◎				◎	◎
Glaucoma					○ ※	◎	◎
Dry eyes	◎		◎	△		◎	◎

※2nd, 3rd and 4th week only.

Access



JR/TobuTojyo-Line/SeibuIkebukuro-Line
 Tokyo Metro (Marunouchi-Line/Yurakucho-Line)
 IKEBUKURO St East Exit
 Next to YAMADA LABI1
 Mitsubishi Tokyo UFJ BK Bldg.5F

Reservation

■WEB



■TEL

03-3981-6363
 +81-3-3981-6363

Please cooperate with the questionnaire about our service. ▶



Information



Ikebukuro Sunshine Street Eye Clinic

DIRECTOR Dr.Yoshiko Hori (specialist)

5F 1-5-6,Higashiikebukuro,Toshima-ku,Tokyo

TEL & FAX 03-3981-6363



<https://www.ikec.jp/english/>



Our mission

Ikebukuro Sunshine Street Eye Clinic is a medical organization committed to provide comprehensive eye care services.

We put a great deal of effort into glaucoma, diabetic neuropathy, cataract, and macular disease treatments.

We offer an eye care of the highest quality by the latest and sophisticated equipments to our patients. We will do our best for you to get your best visual acuity.

Director : Yoshiko Hori

A board-certified ophthalmologist Ph.D

Memberships:


Japanese Ophthalmological Society

Japan Ophthalmologists Association

Japan Cornea Society

Japan Society of Ophthalmic Surgeons

Japanese Society of Cataract and Refractive Surgery



1986 Graduate-Medical department of Iwate Medical University
1993 Medical Assistant of Iwate Medical University

1993 Harvard University Schepens Eye Research Institute

1997 Tokyo Dental University

1997 Minsmiaoyama Eye Clinic

2008 Tokyo Dental University Ichikawa Hospital

2010 Ikebukuro Sunshine Street Eye Clinic

Yasuhiro Shinkawa

Memberships:

Japan Ophthalmological Society

Japanese Retina and Vitreous Society

Japanese Society of Ophthalmic Surgeons
Certification of Completion

Course of Ophthalmic PDT Study Group

Completion of lens capsular tension ring (CTR) course

Number of cataract surgery up to the present:

About 5000

2008 Japanese Red Cross Society
2010 Kitano Hospital The Tazuke Kofukai Medical Research Institute

2014 Ikebukuro Sunshine Street Eye Clinic




Instruments



Humphrey Field Analyzer

The Humphrey Field Analyzer is a diagnostic tool used to examine a patient's visual field. It is the recognized standard of care for early diagnosis and management of ocular diseases resulting in visual field loss, such as glaucoma.



Goldman Perimeter

Goldman Perimeter is an inspection equipment which measures your view field. It helps diagnosing glaucoma, pigmentosa and macular degeneration.



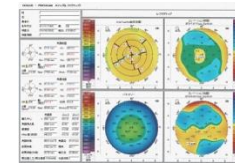
OCT

Optical Coherence Tomography



GREEN LASER

Photocoagulatoromo graphy



Pentacam

Comears control most refractive functions of your eyes. This machine reveal shapes of your corneal by taking a video-checking corneal astigmatism, fitting simulation of contact lens are available and it can find keratoconus in early stage



Lacrimal Opening Plug

This plug can keep your tears on your eyes by inserting small plugs into lacrimal punctums.

